

CERTIFICATE OF COMPLIANCE

Certificate Number 20161216-E249635
Report Reference E249635-20080912
Issue Date 2016-DECEMBER-16

Issued to: Autonics Corp
18 Bansong-ro 513beon-gil
Haeundae-gu
Busan 48002 KOREA


This is to certify that representative samples of COMPONENT - AUXILIARY DEVICES
Models/Product

Have been investigated by UL in accordance with the Standard(s) indicated on this Certificate.

Standard(s) for Safety: UL 508, Industrial Control Equipment
CSA C22.2 No. 14, Industrial Control Equipment

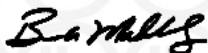
Additional Information: See the UL Online Certifications Directory at www.ul.com/database for additional information

Only those products bearing the UL Certification Mark should be considered as being covered by UL's Certification and Follow-Up Service.

The UL Recognized Component Mark generally consists of the manufacturer's identification and catalog number, model number or other product designation as specified under "Marking" for the particular Recognition as published in the appropriate UL Directory. As a supplementary means of identifying products that have been produced under UL's Component Recognition Program, UL's Recognized Component Mark: , may be used in conjunction with the required Recognized Marks. The Recognized Component Mark is required when specified in the UL Directory preceding the recognitions or under "Markings" for the individual recognitions.

Recognized components are incomplete in certain constructional features or restricted in performance capabilities and are intended for use as components of complete equipment submitted for investigation rather than for direct separate installation in the field. The final acceptance of the component is dependent upon its installation and use in complete equipment submitted to UL LLC.

Look for the UL Certification Mark on the product.



Bruce Mahrenholz, Director North American Certification Program

UL LLC

Any information and documentation involving UL Mark services are provided on behalf of UL LLC (UL) or any authorized licensee of UL. For questions, please contact a local UL Customer Service Representative at <http://ul.com/about/locations/>



CERTIFICATE OF COMPLIANCE

Certificate Number 20161216-E249635
Report Reference E249635-20080912
Issue Date 2016-DECEMBER-16

This is to certify that representative samples of the product as specified on this certificate were tested according to the current UL requirements.

Push Button Switches - Type S, followed by 2, 3 or Q3, followed by PR or PF, followed by S or Blank, followed by -P1 or -E1, followed by R, G, B, Y or K, maybe followed by A, 2A, 3A, B, 2B, 3B, AB, 2AB or A2B, maybe followed by M.

Illuminated Push Button Switches - Type S, followed by 2, 3, Q3, followed by PR or PF, followed by S or Blank, maybe followed by U, followed by -P3 or E3, followed by R, G, B, W or Y, followed by U, L, X or Blank, maybe followed by AD, 2AD, BD, 2BD, ABD, AL, 2AL, BL, 2BL or ABL, maybe followed by M.

Selector Switches - Type S, followed by 2 or 3, followed by SR or SF, followed by N or Blank, followed by -S1, -S2, -S3, -S4, -S5, -S6, -S7, -S8, -SA, -SB, -SC, or -SD, followed by A, B, K or Blank, followed by W or R, maybe followed by A, 2A, B, 2B, or AB, maybe followed by M.

Illuminated Selector Switches - Type S, followed by 2 or 3, followed by SR or SF, followed by N or Blank, followed by -L1, -L2, -L3, -L4, -L5, -L6, -L7, -L8, -LA, -LB, -LC or -LD, followed by A, B, K or Blank, followed by R, B, G or Y, maybe followed by A, 2A, B, 2B, or AB, maybe followed by D or L.

Pilot Lamp - Type L, followed by 2, 3 or Q3, followed by RR or RF, maybe followed by U, followed by -L1, -L2, -L3 or -L4, followed by B, G, R, W or Y, maybe followed by D or L, maybe followed by M or Blank.


I/O Push Button Switches - Type S, followed by 2, followed by TR, followed by -P1 or -P3, followed by W, maybe followed by AB, AB, 2A, 2B, 2A or 2B, maybe followed by D or L, maybe followed by M or Blank.

Begin Push Button Switches - Type S, followed by 2, followed by BR, followed by -P1, followed by G or R, maybe followed by A, 2A, 3A, B, 2B, 3B, AB, 2AB or A2B, maybe followed by M or Blank.

Key Selector Switches - Type S, followed by 2 or 3, followed by KR or KF, followed by A or Blank, followed by -1, -2, -3, -4, -5 or -6, followed by A, B, C, D, E, F or G, followed by K or S, maybe followed by A, 2A, B, 2B or AB, maybe followed by M or Blank.

LED Block - Type SA, followed by -LA or -LD, followed by B, G, R, Y or Blank, maybe followed by M.

Contact Block - Type SA, followed by -CA or -CB, maybe followed by M.



Bruce Mahrenholz, Director North American Certification Program

UL LLC

Any information and documentation involving UL Mark services are provided on behalf of UL LLC (UL) or any authorized licensee of UL. For questions, please contact a local UL Customer Service Representative at <http://ul.com/aboutul/locations/>

