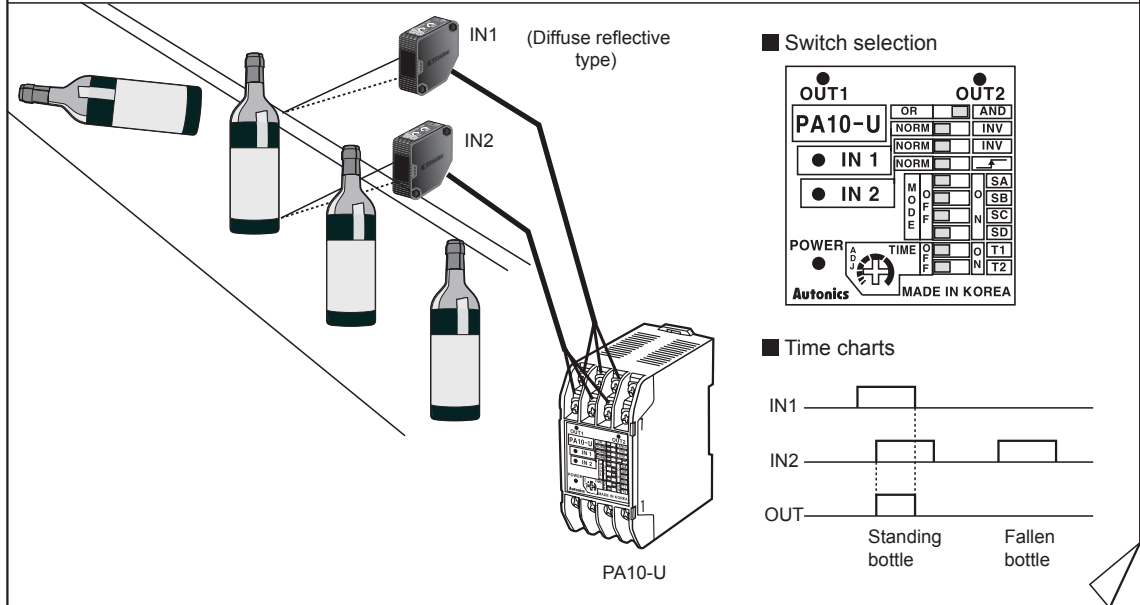


Applications

Application 1

When a bottle is fallen

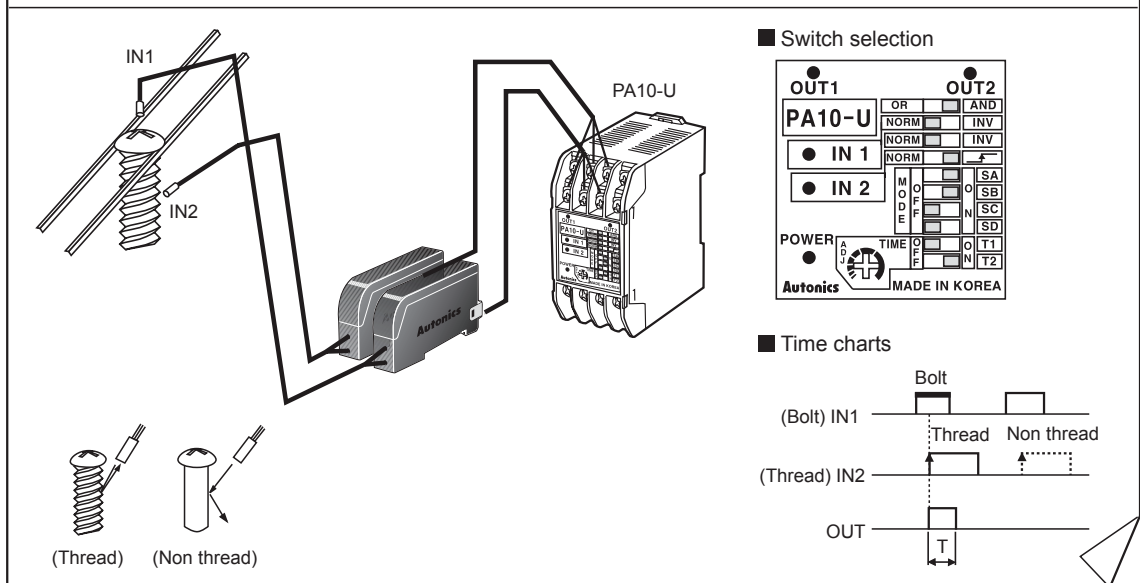
When a bottle is standing, IN1, IN2 are ON and when a bottle is fallen, IN2 is ON only. Therefore, it detects fallen bottles when IN1, IN2 are ON by using (AND) operation.



Application 2

Detecting thread of screws

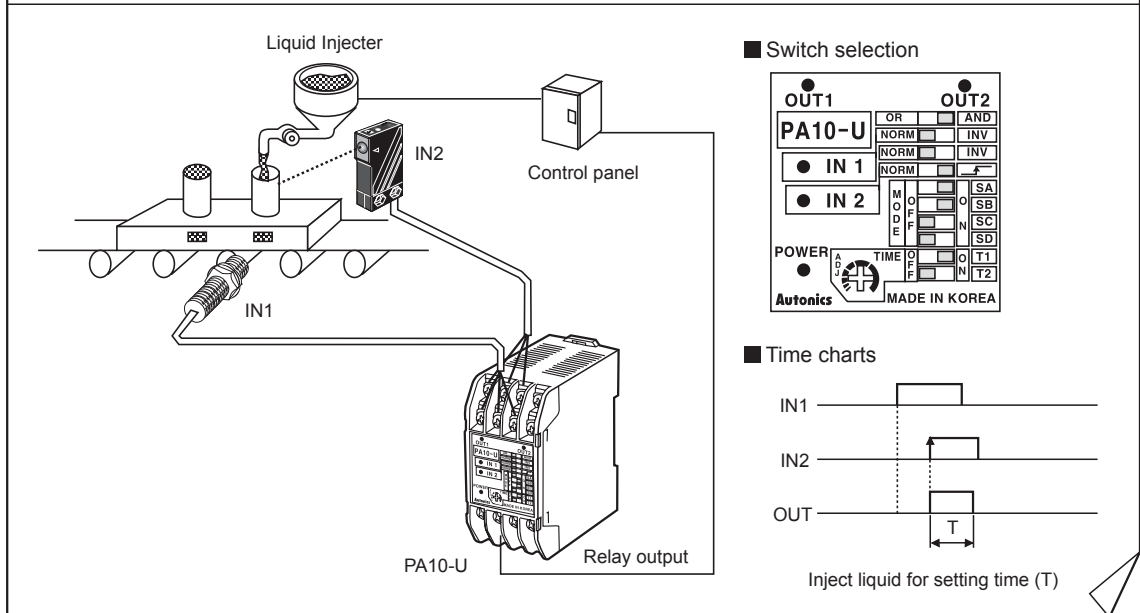
- IN1 is for detecting screws and IN2 is for detecting thread of screws.
- IN1 and IN2 are ON, OUT will be ON then automatically returned after setting time (T). (one shot delay)
- IN1 should be operating faster than IN2 and IN2, IN1 should be operating at once.



Application 3

Injecting constant volume of liquid

IN1 and IN2 are ON, OUT will be ON then automatically returned after setting time (T). (one shot delay)



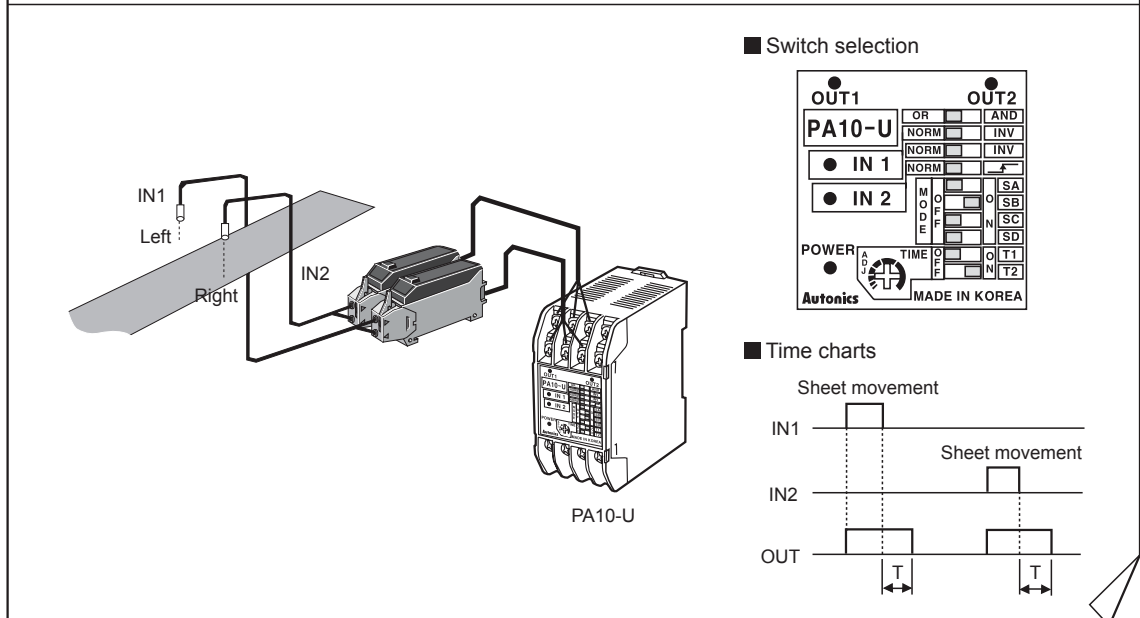
Application 4

Detecting location of sheet

Install two sensors at both edges of sheet, when IN1 and IN2 are OFF, it detects this sheet is not out.

When one of them is ON, it detects that one side of sheet has moved and then output will be ON.

If IN1 and IN2 signal is ON then OFF, output will be OFF after setting time (T). (OFF delay)



- (A) Photoelectric Sensors
- (B) Fiber Optic Sensors
- (C) Door/Area Sensors
- (D) Proximity Sensors
- (E) Pressure Sensors
- (F) Rotary Encoders
- (G) Connectors/ Connector Cables/ Sensor Distribution Boxes/ Sockets
- (H) Temperature Controllers
- (I) SSRs / Power Controllers
- (J) Counters
- (K) Timers
- (L) Panel Meters
- (M) Tacho / Speed / Pulse Meters
- (N) Display Units
- (O) Sensor Controllers
- (P) Switching Mode Power Supplies
- (Q) Stepper Motors & Drivers & Controllers
- (R) Graphic/ Logic Panels
- (S) Field Network Devices
- (T) Software

Applications

■ Application 5

◎ Sensing a problem with the conveyor

The output will be ON when there is no input signal within setting time. (low-speed detection mode)

Ex) When setting as 3 sec for T (setting time), and there is no input signal within 3sec, the output will be ON and it is able to stop the motor by this output.

